

# ATLANTIC PLUS SERIES

## IP40 COMBINABLE STEEL DISTRIBUTION CABINETS

Description: IP40 COMBINABLE SURFACE DISTRIBUTION CABINET TRANSPARENT DOOR (192-240 MOD.) EMPTY

Reference:  
**40ENL192-240PT**

### Characteristics:

<b>Product type:</b>	Combinable surface distribution cabinet
<b>Dimensions cabinet:</b>	(AxBxC) 1810x730x250 mm
<b>Installation:</b>	Surface
<b>Type of door:</b>	Transparent door
<b>Locking:</b>	4-point lock, double-bit insert with retractable handle in RAL 7016 grey
<b>Finish:</b>	Coated with hardened epoxy-polyester paint, textured
<b>Colour:</b>	RAL 9003
<b>Mounting plate:</b>	Without mounting plate
<b>Weight (kg):</b>	60,6
<b>Materials:</b>	Cold-rolled steel EN 10130+A1
<b>Thickness:</b>	Enclosure: 1,2 mm. Glass door: 4 mm
<b>Sealing gasket:</b>	Injected polyurethane sealing gasket
<b>Door material:</b>	Tempered and tinted transparent glass
<b>Capacity:</b>	
<b>Max. cabinet load:</b>	
<b>Max. mounting plate load:</b>	
<b>Max. door load:</b>	

### Technical data:

<b>Degree of protection:</b>	IP40
<b>NEMA degree of protection:</b>	
<b>Resistance to impact:</b>	IK09
<b>Ambient temperature range:</b>	-25 °C / +40 °C
<b>Maximum operating voltage:</b>	1000 V AC / 1500 V DC

### Certificates and standards:

<b>Directive:</b>	2014/35/EU
<b>Standards:</b>	IEC 62208, IEC 61439-1
<b>Certificates:</b>	



### Codes:

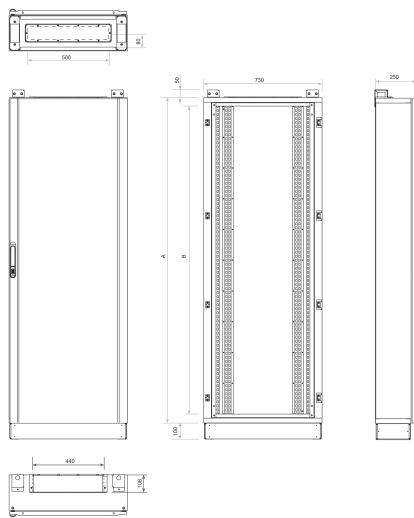
<b>EAN:</b>	8431044043739
<b>Customs tariff number:</b>	85.38.10.00
<b>ETIM 8.0:</b>	EC000058

# ATLANTIC PLUS SERIES



## IP40 COMBINABLE STEEL DISTRIBUTION CABINETS

Description: IP40 COMBINABLE SURFACE DISTRIBUTION CABINET TRANSPARENT DOOR (192-240 MOD.) EMPTY

Reference: 40ENL192-240PT



Standard drawing

**Detailed drawing:**  <http://www.ide.es/downloads/planos/pdf/40ENL192-240PT.pdf>  
 <http://www.ide.es/downloads/planos/dxf/40ENL192-240PT.dxf>  
 <http://www.ide.es/downloads/planos/stp/40ENL192-240PT.stp>

<b>Cable entry:</b>	(Width x Depth) 500x80 mm	<b>Body to be flush-fitted:</b>	-
<b>Wall fixing:</b>	-	<b>Wall fixing material:</b>	
<b>Inside usable space:</b>	(B) 1600 mm	<b>Glass door with transparent panel:</b>	(HeightxWidth) 1510x500 mm
<b>No. Hinges:</b>		<b>Door profiles:</b>	

### Sustainability:

RoHS - REACH

### Supply:

They are supplied disassembled in a single packaging that contains body, sides, top and bottom cover, cable-entry cover, frame, plinth, door and accessory bag. Cabinets supplied with modular frame, without lids or DIN rail. 100-mm plinth included.

### Product end of life:

It does not require specific recycling operations.

### Recommended applications:

Large facilities in the tertiary and residential sectors. for use indoors, shopping centres, hospitals, public buildings, etc.