



# TECNO INOX

## IP66 stainless steel terminal boxes

The terminal boxes range is available in various versions to satisfying all the fitter's needs. They come in cold rolled steel, in AISI 304L and AISI 316L stainless steel, and in ATEX-marked stainless steel.

They are intended for the industrial sector as a machine tool and automation system control box. They are available in a wide variety of sizes, with plain sides or lids for cable entries (see rolled steel version).

They have a closing system that uses quick-release screws with watertight caps to ensure greater security.

The design and manufacture of this line is perfectly suited to special applications that require particular dimensions or the specific mechanisation of a product to meet the requirements of the installation.



### **TECNO INOX Technical Specifications (Stainless steel)**

---

- Degree of protection: IP66 / NEMA 1, 4, 4x, 12.
- Resistance to impact: IK10.
- Ambient temperature range: -25 °C / +40 °C.
- Maximum rated operating voltage: 1000 V AC / 1500 V DC.

### **TECNO Certifications**

---

Compliant with the Low Voltage Directive 2014/35/EU.  
Standard: UNE-EN 62208.

# TECNO INOX

## IP66 stainless steel terminal boxes



### Product series (Stainless steel)

---

#### Standard

- AISI 304L and 316L stainless steel boxes, with plain sides and screw-on cover with depths of 90 mm and 135 mm.
- AISI 304L and 316L stainless steel hinged boxes, with plain sides and screw-on cover with depth of 135 mm.

#### To order

- AISI 304L and 316L stainless steel boxes with cable entry and screw-on cover with a depth of 135 mm.
- Special boxes, dimensions, cut-outs, colours, etc.

### Supply

---

Supplied in individual packaging containing enclosure, lid and accessories bags.

- Boxes are supplied with protective film or, failing that, bagged.
- Lid and enclosure supplied unbolted.
- Screws and washers for the enclosure-lid mounting.
- Plate height adjusters, watertight caps and M6 nuts.
- Earth connection labels.
- Assembly instructions.

Intended for industrial environments and outdoor facilities with aggressive agents or saline environments

### Recommended applications

---

- **AISI 304L:** Industrial environments and outdoor facilities with aggressive agents or saline environments; food, chemical and petrochemical industries, where a high degree of hygiene is required.
- **AISI 316L:** All previous applications and, in addition, sea ports and areas with a high salt or chlorine concentration.

### Material


---

- AISI 304L - AISI 316L stainless steel.
- Injected polyurethane sealing gasket.

### Finish

---

- Scotch 320 satin finish.




## Enclosure

- Manufactured in AISI 304L or 316L stainless steel from a single cross-shaped part.
- Reduced-width drainage fold and mounting wings specially designed to get the perfect fit between enclosure and lid.
- M6x22 rivet nut on one side for external earth connection.
- M6x10 earth connection bolt in both enclosure and lid.
- Four cut-out holes to attach the wall hangers (not included in the set).
- Four M6x20 bolts on the base of the box to fasten the mounting plate (not included in the set).

## Lid

- The lid is totally flat, thus permitting the attachment of pilot lights, control elements
- The inside of the lid is coated by a injected polyurethane sealing gasket that guarantees the unit's IP66 protection.
- M6x10 bolt for connection guaranteeing mass continuity.
- Lid closure using stainless steel bolts and Teflon seal, thus ensuring a perfect attachment between lid and enclosure.
- The closing screw has a special design that limits its travel, guaranteeing exact tightening and the unit's degree of protection.



## Mounting plate

- Plate not included in the unit, supplied as an accessory.
- Made from galvanised sheet steel with a thickness of 2 mm.
- The mounting plate is fastened with M6 nuts to the four M6x20 bolts on the base of the box.

# TECNO INOX

## IP66 stainless steel terminal boxes

### IP66 boxes with plain sides and screw-on lid. AISI 304L Stainless steel

Reference No.	Dimensions			Opening frame space		Sheet thickness		Weight kg	Power dissipation according to temperature increase °C P(W)				
	A	B	C	D	E	ENCL.	LID		20	25	30	35	40
ELA151590/INX	150	150	150	125	125	1.2	1.2	1.2	8.20	10.30	12.30	14.40	16.40
ELA201590/INX	200	150	150	175	125	1.2	1.2	1.5	10.30	12.80	15.40	18.00	20.50
ELA202090/INX	200	200	200	175	175	1.2	1.2	2.2	12.50	15.60	18.70	21.90	25.00
ELA301590/INX	300	150	150	275	125	1.2	1.2	1.9	14.40	17.90	21.50	25.10	28.70
ELA302090/INX	300	200	200	275	175	1.2	1.2	2.8	17.40	21.70	26.00	30.40	34.70
ELA402090/INX	400	200	200	375	175	1.2	1.2	2.9	22.20	27.80	33.30	38.90	44.40
ELA1515135/INX	150	150	150	125	125	1.2	1.2	1.5	10.60	13.20	15.90	18.50	21.20
ELA2015135/INX	200	150	150	175	125	1.2	1.2	2.2	13.10	16.40	19.60	22.90	26.20
ELA2020135/INX	200	200	200	175	175	1.2	1.2	2.1	15.70	19.60	23.50	27.40	31.30
ELA3015135/INX	300	150	150	275	125	1.2	1.2	2.9	18.10	22.60	27.10	31.60	36.10
ELA3020135/INX	300	200	200	275	175	1.2	1.2	3.3	21.40	26.80	32.10	37.50	42.80
ELA3030135/INX	300	300	300	275	275	1.2	1.2	3.7	28.10	35.10	42.20	49.20	56.20
ELA4020135/INX	400	200	200	375	175	1.2	1.2	3.5	27.20	34.00	40.80	47.50	54.30
ELA4030135/INX	400	300	300	375	275	1.2	1.2	5.3	35.40	44.30	53.10	62.00	70.80
ELA4040135/INX	400	400	400	375	375	1.2	1.2	6.0	43.60	54.60	65.50	76.40	87.30
ELA5020135/INX	500	200	200	475	175	1.2	1.2	4.1	32.90	41.20	49.40	57.60	65.80
ELA5030135/INX	500	300	300	475	275	1.2	1.2	5.5	42.70	53.40	64.10	74.70	85.40

IP66 / NEMA 1, 4, 4x, 12.

AISI 304L Stainless steel. Scotch 320 satin finish.

Polyurethane sealing gasket.

Boxes supplied without mounting plates.

### IP66 boxes with plain sides and screw-on lid. AISI 316L Stainless steel

Reference No.	Dimensions			Opening frame space		Sheet thickness		Weight kg	Power dissipation according to temperature increase °C P(W)				
	A	B	C	D	E	ENCL.	LID		20	25	30	35	40
ELA151590/INX-316	150	150	90	125	125	1.2	1.2	1.2	8.20	10.30	12.30	14.40	16.40
ELA201590/INX-316	200	150	90	175	125	1.2	1.2	1.5	10.30	12.80	15.40	18.00	20.50
ELA202090/INX-316	200	200	90	175	175	1.2	1.2	1.8	12.50	15.60	18.70	21.90	25.00
ELA301590/INX-316	300	150	90	275	125	1.2	1.2	1.9	14.40	17.90	21.50	25.10	28.70
ELA302090/INX-316	300	200	90	275	175	1.2	1.2	2.3	17.40	21.70	26.00	30.40	34.70
ELA402090/INX-316	400	200	90	375	175	1.2	1.2	3.1	22.20	27.80	33.30	38.90	44.40
ELA1515135/INX-316	150	150	135	125	125	1.2	1.2	1.4	10.60	13.20	15.90	18.50	21.20
ELA2015135/INX-316	200	150	135	175	125	1.2	1.2	1.8	13.10	16.40	19.60	22.90	26.20
ELA2020135/INX-316	200	200	135	175	175	1.2	1.2	2.1	15.70	19.60	23.50	27.40	31.30
ELA3015135/INX-316	300	150	135	275	125	1.2	1.2	2.3	18.10	22.60	27.10	31.60	36.10
ELA3020135/INX-316	300	200	135	275	175	1.2	1.2	2.7	21.40	26.80	32.10	37.50	42.80
ELA3030135/INX-316	300	300	135	275	275	1.2	1.2	3.7	28.10	35.10	42.20	49.20	56.20
ELA4020135/INX-316	400	200	135	375	175	1.2	1.2	3.4	27.20	34.00	40.80	47.50	54.30
ELA4030135/INX-316	400	300	135	375	275	1.2	1.2	4.7	35.40	44.30	53.10	62.00	70.80
ELA4040135/INX-316	400	400	135	375	375	1.2	1.2	5.7	43.60	54.60	65.50	76.40	87.30
ELA5020135/INX-316	500	200	135	475	175	1.2	1.2	4.9	32.90	41.20	49.40	57.60	65.80
ELA5030135/INX-316	500	300	135	475	275	1.2	1.2	5.1	42.70	53.40	64.10	74.70	85.40

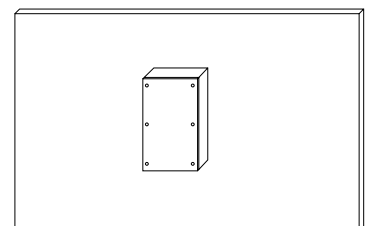
IP66 / NEMA 1, 4, 4x, 12.

AISI 316L Stainless steel. Scotch 320 satin finish.

Polyurethane sealing gasket.

Boxes supplied without mounting plates.

SEE ACCESSORIES ON [PAGE 62](#).

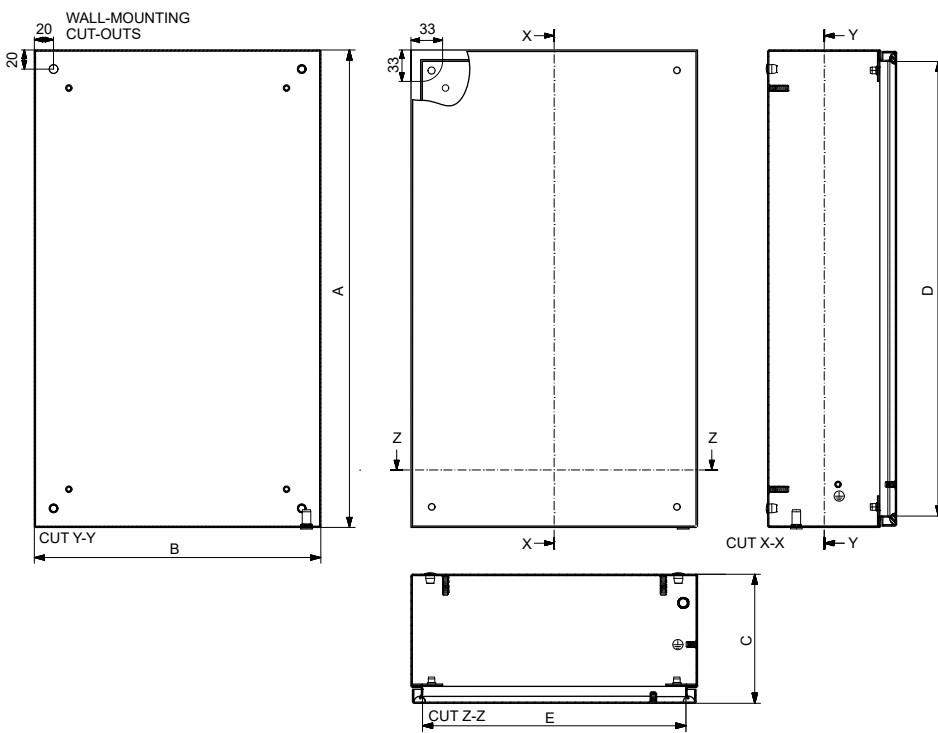




Stainless steel boxes with plain sides and screw-on lid

## Dimensions: Tecno stainless steel

With plain sides and screw-on lid



# TECNO INOX

## IP66 stainless steel terminal boxes

### IP66 boxes with plain sides and hinged lid. AISI 304L Stainless steel

Reference No.	Dimensions			Opening frame space		Sheet thickness		Weight kg	Power dissipation according to temperature increase °C P(W)				
	A	B	C	D	E	ENCL.	LID		20	25	30	35	40
ELAB1515135/INX	150	150	135	125	115	1.2	1.2	1.5	10.60	13.20	15.90	18.50	21.20
ELAB2015135/INX	200	150	135	175	115	1.2	1.2	2.2	13.10	16.40	19.60	22.90	26.20
ELAB2020135/INX	200	200	135	175	165	1.2	1.2	2.1	15.70	19.60	23.50	27.40	31.30
ELAB3015135/INX	300	150	135	275	115	1.2	1.2	2.9	18.10	22.60	27.10	31.60	36.10
ELAB3020135/INX	300	200	135	275	165	1.2	1.2	3.3	21.40	26.80	32.10	37.50	42.80
ELAB3030135/INX	300	300	135	275	265	1.2	1.2	3.7	28.10	35.10	42.20	49.20	56.20
ELAB4020135/INX	400	200	135	375	165	1.2	1.2	3.5	27.20	34.00	40.80	47.50	54.30
ELAB4030135/INX	400	300	135	375	265	1.2	1.2	5.3	35.40	44.30	53.10	62.00	70.80
ELAB4040135/INX	400	400	135	375	365	1.2	1.2	6.0	43.60	54.60	65.50	76.40	87.30

IP66 / NEMA 1, 4, 4x, 12.

AISI 304L Stainless steel. Scotch 320 satin finish.

Polyurethane sealing gasket.

Boxes supplied without mounting plates.

### IP66 boxes with plain sides and hinged lid. AISI 316L Stainless steel

Reference No.	Dimensions			Opening frame space		Sheet thickness		Weight kg	Power dissipation according to temperature increase °C P(W)				
	A	B	C	D	E	ENCL.	LID		20	25	30	35	40
ELAB1515135/INX-316	150	150	135	125	115	1.2	1.2	1.4	10.60	13.20	15.90	18.50	21.20
ELAB2015135/INX-316	200	150	135	175	115	1.2	1.2	1.8	13.10	16.40	19.60	22.90	26.20
ELAB2020135/INX-316	200	200	135	175	165	1.2	1.2	2.1	15.70	19.60	23.50	27.40	31.30
ELAB3015135/INX-316	300	150	135	275	115	1.2	1.2	2.3	18.10	22.60	27.10	31.60	36.10
ELAB3020135/INX-316	300	200	135	275	165	1.2	1.2	2.7	21.40	26.80	32.10	37.50	42.80
ELAB3030135/INX-316	300	300	135	275	265	1.2	1.2	3.7	28.10	35.10	42.20	49.20	56.20
ELAB4020135/INX-316	400	200	135	375	165	1.2	1.2	3.4	27.20	34.00	40.80	47.50	54.30
ELAB4030135/INX-316	400	300	135	375	265	1.2	1.2	4.7	35.40	44.30	53.10	62.00	70.80
ELAB4040135/INX-316	400	400	135	375	365	1.2	1.2	5.7	43.60	54.60	65.50	76.40	87.30

IP66 / NEMA 1, 4, 4x, 12.

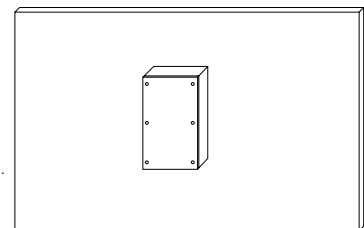
AISI 316L Stainless steel. Scotch 320 satin finish.

Polyurethane sealing gasket.

Boxes supplied without mounting plates.

\* Calculations obtained according to the CEI 890:1997 standard + Corrigendum 1998; "Method of temperature-rise assessment by extrapolation for partially type-tested assemblies (PTTA) of low-voltage switchgear and control gear".

SEE ACCESSORIES ON [PAGE 62](#).

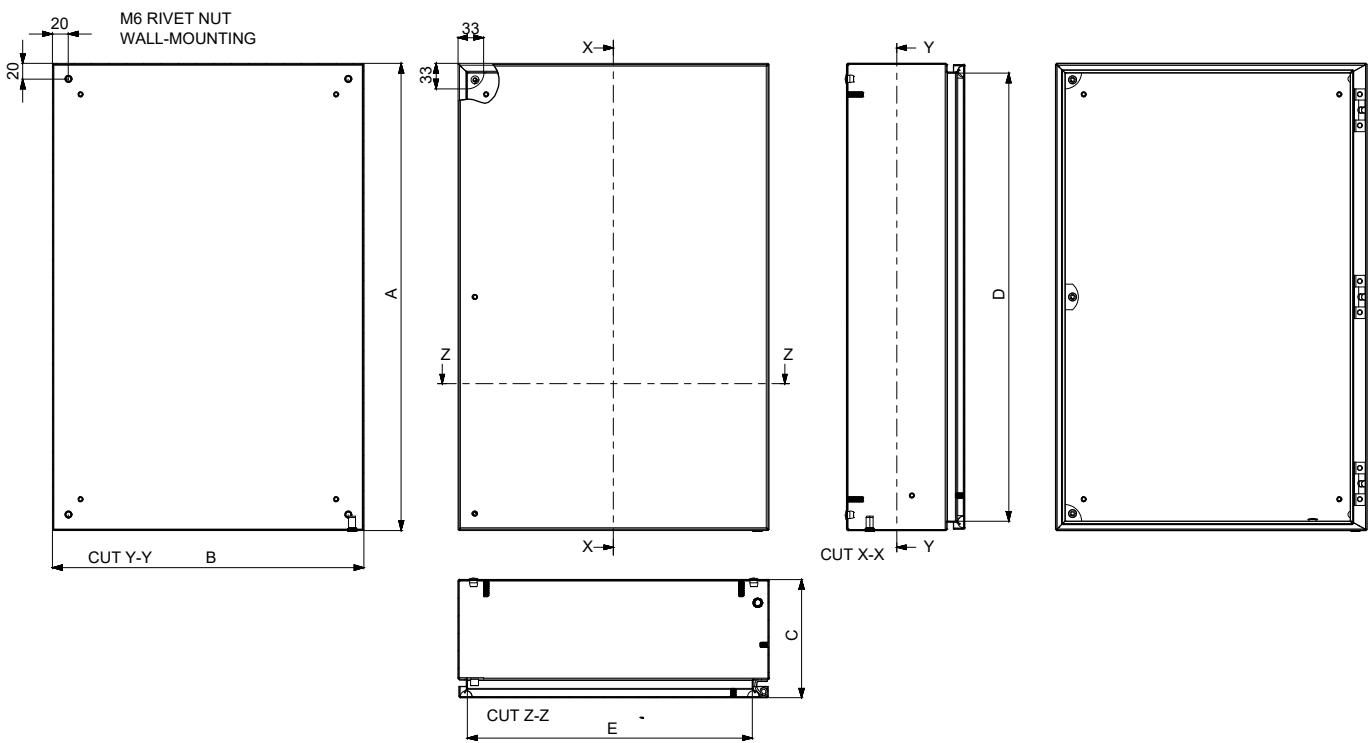




Hinged boxes in stainless steel

## Dimensions: Tecno stainless steel

### Hinged boxes





## IDE ELECTRIC

---

### Head office

Leonardo da Vinci 2  
Pol. Ind. Los Huertos  
E-50800 Zuera (Zaragoza)  
SPAIN

### Warehouse and logistics

Guttemberg 48  
Pol. Ind. Los Huertos  
E-50800 Zuera (Zaragoza)  
SPAIN

---

**Phone:** +34 976 451 080

**E-mail:** [ide@ide.es](mailto:ide@ide.es)

**Web:** [www.ide.es](http://www.ide.es)

---

