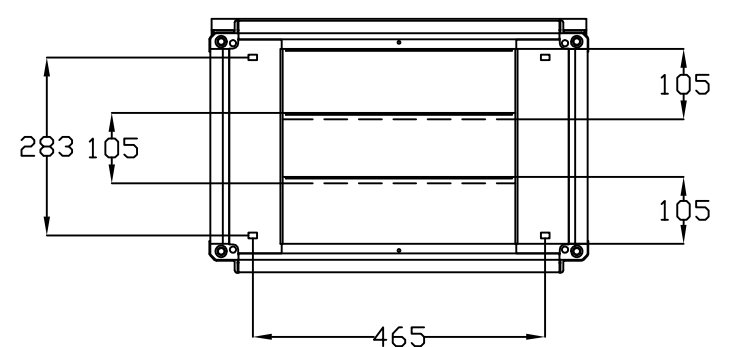
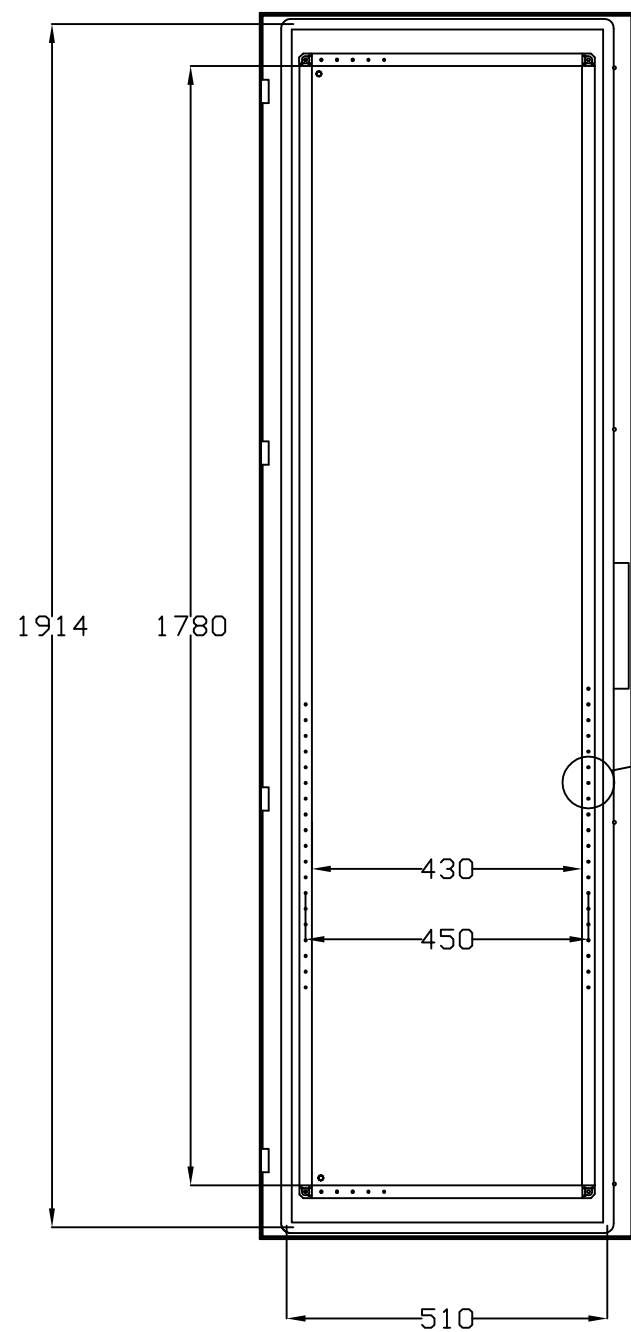


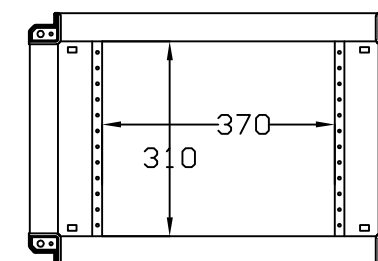
VISTA SUPERIOR  
TOP VIEW



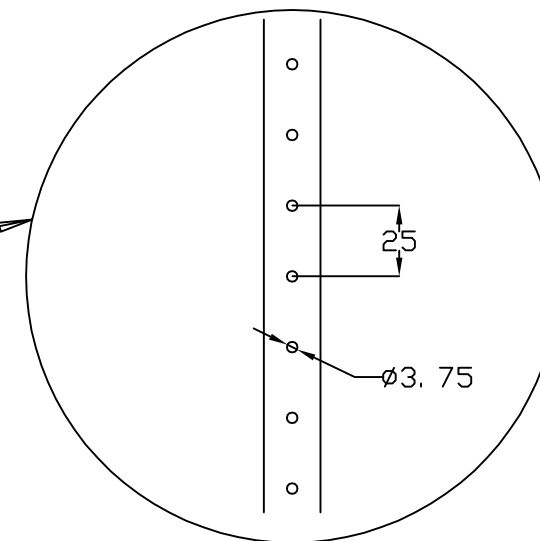
VISTA INFERIOR  
BOTTOM VIEW



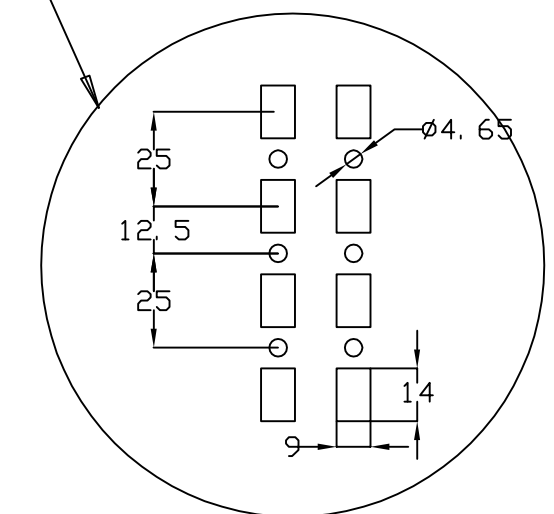
VISTA POSTERIOR PUERTA  
DOOR REAR VIEW



SEC. C-C



DETALLE DEL REFUERZO  
PROFILE DETAIL



DETALLE DEL PERFIL  
PROFILE DETAIL

MODIFICADO / MODIFIED	NOMBRE / NAME	FECHA / DATE	N° EDC. / MODIF.	DESCRIPCION DEL CAMBIO / CHANGE DESCRIPTION
FIRMA / SIGNATURE	C.VICENTE	20-Oct-2015		DESCRIPCION / DESCRIPTION
APROBADO / CHECKED	J.P.VERA	20-Oct-2015		ENL2006040PO/SP
DEBUCADO / DRAWN				
HOJA 1 DE 1 / SHEET 1 OF 1		TOLERANCIAS GENERALES / GENERAL TOLERANCES		CODIGO DE PLANO / DRAWING CODE
TAMAÑO / ESCALA / SIZE / SCALE		EN 22768-mK		600.06.002
www.ide.es				EDICION / EDITION N° 01